

To ensure that your installation proceeds smoothly,
please read this instructions carefully before you begin.

American Standard

FFAS9127-000XXXBF0

1.5m PVC Twist-free Flexible Hose

A-960-9127GL / A-960-9127BK / A-960-9127GRA
(FFAS9127-000XXXBT0)

1.5m PVC Twist-free Flexible Hose

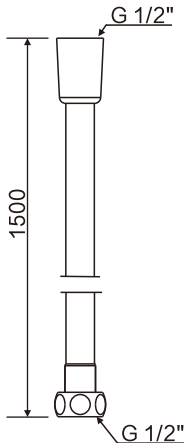
XXX=AL0 / A00 / DA0 / GL0 / 440 / 500



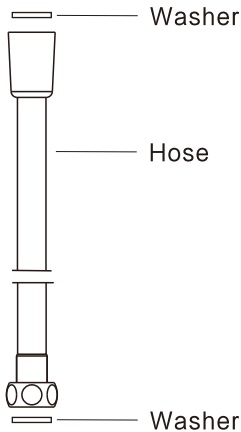
Installation &
Operation Instruction

Dimension


Unit: mm



Parts List



Installation



1

- * Consult the dimension drawing and lay the pipes.
- * Wash and clean the water supply pipeline.

Connect to Water Supply

2

Connect to Handshower

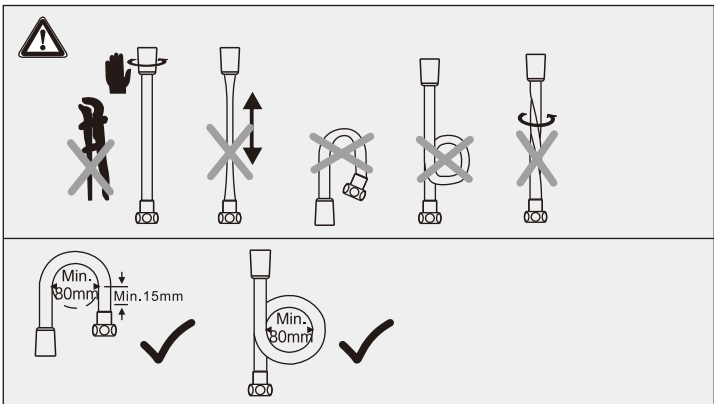
3

Notice

Remove all impurity in pipes before beginning to avoid clogging. Connect faucet pipes correctly. When you repair the faucet you will need to shut off water supply by closing the water supply.

Conditions for use

- * Water pressure condition: 0.1MPa~0.75MPa
(Recommended: 0.1MPa~0.5Mpa)
- * Environment Temperature: 1°C~55°C
- * Not for use as a steam outlet.



Cleaning the surface of faucet

- * Rinse the product with clean water.
- * Dry with soft cotton flannel cloth.
- * Do not clean the product with acid, polish, abrasives, harsh cleaners, or cloth with a harsh surface as these products may damage the finish.